

## profiPLUS 50

### THE PREMIUM DESIGN SUPPORT ARM SYSTEM

#### IP 54

#### The key product features:

- System parts material: diecast aluminium, powder coating, RAL 7035
- Suspension profile material: aluminium profile, in anodised silver
- Whether profiPLUS 50 or 70: both systems offer sufficient space for cable routing
- Simple height adjustment with patented 'one screw adjustment'
- End-to-end potential equalisation to protect humans and equipment
- Many couplings with pre-fitted suspension profile as standard
- Can be used with all ROLEC control enclosures; the perfect complement to 'multiPANEL' and 'profiPANEL'
- Possible to route connectors such as HDMI, DVI, network adapters, etc.
- Integrated cable protection
- Gasket: chloroprene (CR)

**Feel free to use our practical suspension arm configurator. Please choose whether you want a **HORIZONTAL** or **VERTICAL** alignment.**

---

profiPLUS 50 is a modern suspension arm system which combines ergonomic design with advanced technology. The range includes mounting adapters for connecting to display panels from leading manufacturers such as Siemens, B&R and Beckhoff.

The profiPLUS 50 system is designed for time-saving assembly. For this, ROLEC engineers have developed the "one-screw adjustment" feature which means the system can be fully adjusted by just a single screw. All system couplings are pre-fitted with a support profile as standard, saving assembly time. The ducts in the interior of the system provide space for multiple cables such as HDMI, DVI and network cables. Cable protectors are integrated into all rotating system elements as standard. Fully integrated electrical bonding protects operators and the machinery. A set screw system in the joints allows adjustment of the pivoting range in 30° steps. For higher loads, a reducer adapter also enables connection of profiPLUS 50 to the larger **profiPLUS 70 system**.

#### Principle

Economic, compact and elegant designer suspension arm system for light to medium loads

#### Additional info

Possible to connect control enclosures from leading manufacturers such as Siemens, Beckhoff, B&R and ROLEC

The spacious cable routing offers an optimum connection with all interfaces, sufficient space is available for a range of cables and connectors

Patented ROLEC solution for alignment of the complete system in a horizontal direction through a single set screw!

Continuous equipotential bonding, DIN VDE 0113 / EN 60204-1 / IEC 204-1

All couplings are equipped with pre-fitted support profile as standard

Integrated cable protection in all system parts

Optional: Signal light adapters for joint and elbow

### **Material/coating**

Diecast aluminium alloy, powder coated RAL 7035 light grey

Optional: Special colours

Support profiles: Extruded aluminium profile, anodised silver, preformed fastening thread

Optional: Anodised special colours or powder coated

Covers: Plastic (POM), RAL 7015 slate grey

Bellows: PVC-P, RAL 7016 anthracite grey, temperature resistance: -30°C to +70°C

### **Gasket**

Chloroprene O-ring gasket (CR)

### **Cable routing**

Suitable for HDMI, patch cables, DVI, USB, cold-device plugs etc.

### **Ingress protection**

IP 54 / EN 60529

### **Customising**

Learn more about our [full customising service for installation-ready enclosures](#)
















Photo	No.	Type	Length L	Width W	Height H	Gasket H	Optional available
	142.000.000	Beckhoff adaptor Ø48	0	0	0		-
	142.000.003	B&R adaptor Ø48 profil	0	0	0		-
	142.000.005	VESA adaptor	0	0	0		-
	142.000.008	B&R adaptor Ø48/62,5	0	0	0		-
	142.000.024	VESA adaptor for console couplings	0	0	0		-
	142.000.250	Support profile 250 mm	0	0	0		-
	142.000.500	Support profile 500 mm	0	0	0		-
	142.000.750	Support profile 750 mm	0	0	0		-
	142.001.000	Support profile 1000 mm	0	0	0		-
	142.001.500	Support profile 1500 mm	0	0	0		-
	142.005.000	Socket joint	0	0	0		-
	142.005.001	Socket joint, vertical	0	0	0		-
	142.005.200	Smart socket joint	0	0	0		-
	142.010.000	Wall joint, horizontal	0	0	0		-
	142.010.001	Wall joint, vertical	0	0	0		-
	142.010.200	Smart wall joint	0	0	0		-
	142.015.000	Intermediate joint	0	0	0		-
	142.020.000	Elbow	0	0	0		-
	142.020.001	50/48 adaptor including elbow	0	0	0		-
	142.020.002	Elbow coupling 50/48	0	0	0		-
	142.020.002.	Elbow coupling 50/48	0	0	0		- Hanging - Upright - Pivoting
	142.020.501	Signal light adaptor, joint	0	0	0		-
	142.020.502	Signal light adaptor, elbow	0	0	0		-
	142.024.000	Siemens adaptor	0	0	0		-
	142.024.100	50/48 adaptor	0	0	0		-

Photo	No.	Type	Length L	Width W	Height H	Gasket H	Optional available
	142.024.200	Smart wall joint profile adaptor	0	0	0		-
	142.024.300	Smart socket joint profile adaptor	0	0	0		-
	142.025.XXX	Smart wall joint universal adaptor	0	0	0		-
	142.026.XXX	Smart socket joint universal adaptor	0	0	0		-
	142.030.000	Base	0	0	0		-
	142.030.150	Mobile base	0	0	0		-
	142.030.160	Mobile base	0	0	0		-
	142.034.000	Elbow coupling, upright	0	0	0		-
	142.035.000	Elbow coupling, hanging	0	0	0		-
	142.036.000	Elbow coupling A, upright	0	0	0		-
	142.037.000	Elbow coupling A, hanging	0	0	0		-
	142.038.000	Elbow console coupling A, upright	0	0	0		-
	142.039.000	Elbow console coupling A, hanging	0	0	0		-
	142.040.000	Elbow panel coupling, upright	0	0	0		-
	142.041.000	Elbow panel coupling, hanging	0	0	0		-
	142.042.000	Elbow panel coupling A upright	0	0	0		-
	142.043.000	Elbow panel coupling A hanging	0	0	0		-
	142.220.250	Panel coupling, upright Ø50 mm	0	0	0		-
	142.220.500	Panel coupling, upright Ø60 mm	0	0	0		- Upright
	142.220.750	Panel coupling, upright Ø75 mm	0	0	0		-
	142.221.000	Panel coupling, upright Ø100 mm	0	0	0		-
	142.230.250	Panel coupling, hanging Ø250 mm	0	0	0		-
	142.230.500	Panel coupling, hanging Ø500 mm	0	0	0		-
	142.230.750	Panel coupling, hanging Ø750 mm	0	0	0		-
	142.231.000	Panel coupling, hanging Ø1000 mm	0	0	0		-



Photo	No.	Type	Length L	Width W	Height H	Gasket H	Optional available
	142.240.250	Coupling, upright 250 mm	0	0	0		-
	142.240.500	Coupling, upright 500 mm	0	0	0		-
	142.240.750	Coupling, upright 750 mm	0	0	0		-
	142.241.000	Coupling, upright 1000 mm	0	0	0		-
	142.250.250	Coupling, hanging 250 mm	0	0	0		-
	142.250.500	Coupling, hanging 500 mm	0	0	0		-
	142.250.750	Coupling, hanging 750 mm	0	0	0		-
	142.251.000	Coupling, hanging 1000mm	0	0	0		-
	142.260.250	Coupling A, upright 2500mm	0	0	0		-
	142.260.500	Coupling A, upright 5000mm	0	0	0		-
	142.260.750	Coupling A, upright 7500mm	0	0	0		-
	142.261.000	Coupling A, upright 1000 mm	0	0	0		-
	142.270.250	Coupling A, hanging 250 mm	0	0	0		-
	142.270.500	Coupling A, hanging 500 mm	0	0	0		-
	142.270.750	Coupling A, hanging 750 mm	0	0	0		-
	142.271.000	Coupling A, hanging 1000 mm	0	0	0		-
	142.280.250	Console coupling A, upright 250 mm	0	0	0		-
	142.280.500	Console coupling A, upright 500 mm	0	0	0		-
	142.280.750	Console coupling A, upright 750 mm	0	0	0		-
	142.281.000	Console coupling A, upright 1000 mm	0	0	0		-
	142.290.250	Console coupling A, hanging 250 mm	0	0	0		-
	142.290.500	Console coupling A, hanging 500 mm	0	0	0		-
	142.290.750	Console coupling A, hanging 750 mm	0	0	0		-
	142.291.000	Console coupling A, hanging 1000 mm	0	0	0		-
	142.300.250	Panel coupling A, hanging 250 mm	0	0	0		-

Photo	No.	Type	Length L	Width W	Height H	Gasket H	Optional available
	142.300.500	Panel coupling A, hanging	500 mm	0	0	0	-
	142.300.750	Panel coupling A, hanging	750 mm	0	0	0	-
	142.301.000	Panel coupling A, hanging	1000 mm	0	0	0	-
	142.310.250	Panel coupling A, upright	250 mm	0	0	0	-
	142.310.500	Panel coupling A, upright	500 mm	0	0	0	-
	142.310.750	Panel coupling A, upright	750 mm	0	0	0	-
	142.311.000	Panel coupling A, upright	1000 mm	0	0	0	-
	143.000.001.	70/50 adaptor	0	0	0	0	-
	501.100.300	Wall Pivot Mount L profile	PANEL	0	0	0	-
	501.101.200	Wall Pivot Mount multi	PANEL	0	0	0	-
	501.101.300	Wall Pivot Mount S profile	PANEL	0	0	0	-